



Australian Government

Australian Education International



**AUSTRALIAN TECHNOLOGY NETWORK CONFERENCE**  
**Thursday 4 February 2010**

**Colin Walters**

A/g Deputy Secretary | Tertiary, Youth and International

# National policy initiatives

- National International Student Strategy
  - Australian Quality Training Framework (AQTF) reforms
- ESOS Review
- ESOS Amendment Bill
- Australia Awards



*“Ensuring Australian education remains widely recognised and highly regarded.”*

# Transfer of functions

- Responsibility for the marketing and promotion of Australian international education will move from the DEEWR to Austrade on 1 July 2010.
- DEEWR AEI will retain its role in the development of Australia's international education policy settings, including its relationships with other governments and international agencies on education issues.



*“Ensuring Australian education remains widely recognised and highly regarded.”*

# Re:New AEI and five year plan

*Re:New  
AEI*

- *Re:New AEI* - a series of conversations and consultations with staff and domestic and international stakeholders.
- AEI will produce a five year plan that will define its future role in international education.
- Will be assisted by external mentor Emeritus Professor John Dearn.
- Consultations with the education sector during February and March 2010.



*“Ensuring Australian education remains widely recognised and highly regarded.”*

# Re:New AEI and five year plan

- Opportunity for AEI to evaluate and re-consider its role in international education
- Rapid growth in enrolment of overseas students, with capacity constraints emerging
- Changes in governance arrangements
  - Austrade transfer
  - Establishment of TEQSA and national VET regulator
  - Prime Minister's Australia Awards program
- Legislative changes
  - Education Services for Overseas Students (ESOS) Bill before Parliament
  - The Baird Review of ESOS legislation
- Growing opportunities in Asia Pacific region
  - AEI's International Education Counsellor Network
  - Increased bi-lateral and multi-lateral links



*“Ensuring Australian education remains widely recognised and highly regarded.”*

# Re:New AEI and five year plan

- AEI will release discussion paper in early February 2010
- Will set the scene for stakeholder consultations during March 2010
- Paper asks questions about future role of AEI, i.e:
  - What are the main international education policy issues that AEI should be pursuing and providing advice upon?
  - In pursuing increased bilateral engagement with key countries, what are the key issues that AEI and AEI's International Counsellor Network should be focusing on?
  - What are the main risks and challenges for AEI in the period of legislative change that lies ahead?
  - Should AEI make any changes to the way in which it engages with key national partners?



*“Ensuring Australian education remains widely recognised and highly regarded.”*

# International student numbers, YTD November

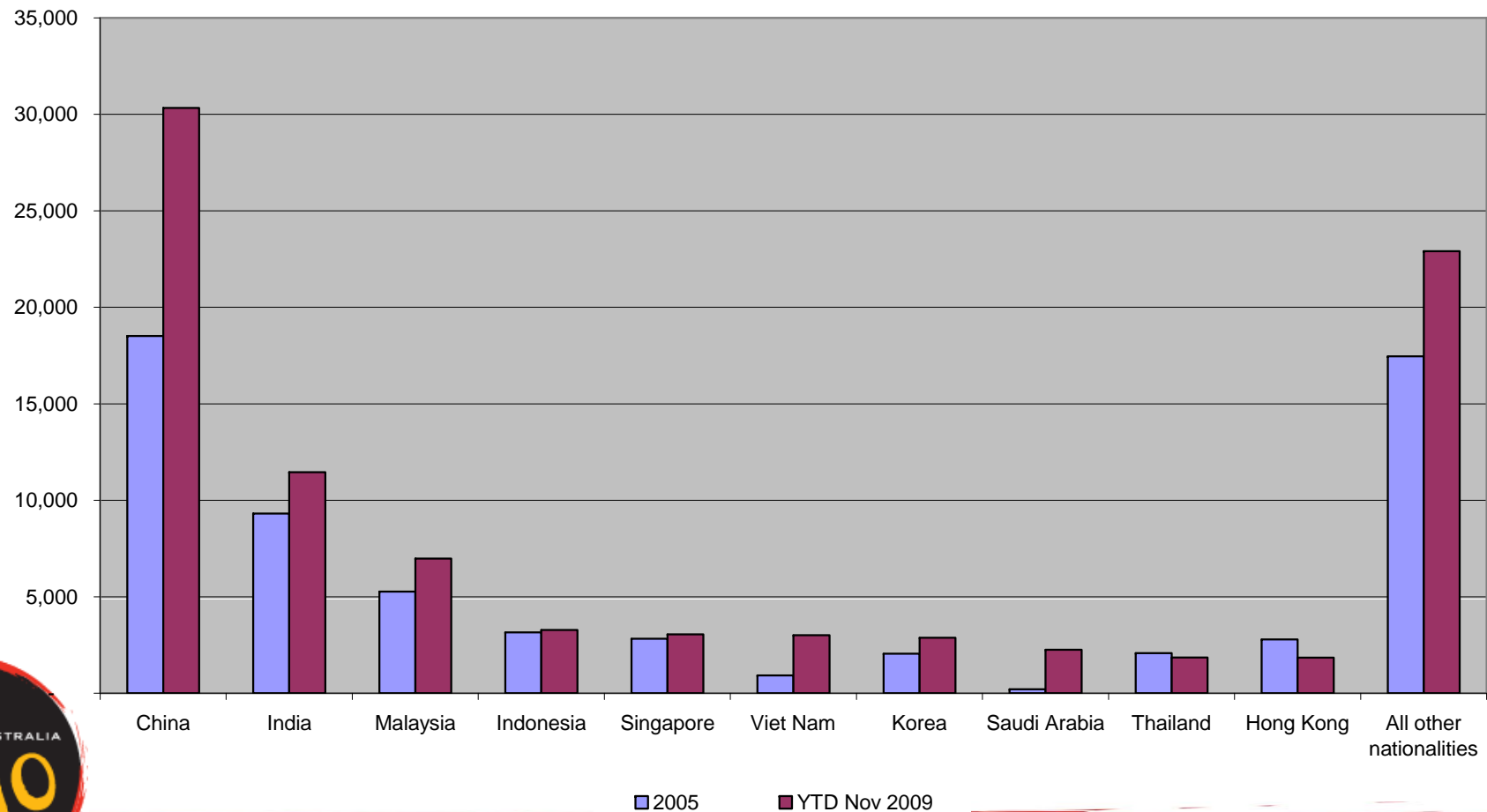
<i>Sector</i>	Enrolments, Year-to-date			Commencements, Year-to-date		
	<i>Nov 2008</i>	<i>Nov 2009</i>	<i>Change %</i>	<i>Nov 2008</i>	<i>Nov 2009</i>	<i>Change %</i>
Higher Education	181,223	203,955	12.5%	77,282	89,842	16.3%
VET	172,353	231,452	34.3%	103,510	131,251	26.8%
ELICOS	122,613	133,840	9.2%	96,196	102,516	6.6%
Other	30,572	32,726	7.0%	25,612	26,228	2.4%
Schools	28,289	27,645	-2.3%	14,259	13,089	-8.2%
<b>All sectors</b>	<b>535,050</b>	<b>629,618</b>	<b>17.7%</b>	<b>316,859</b>	<b>362,926</b>	<b>14.5%</b>



*“Ensuring Australian education remains widely recognised and highly regarded.”*

# Contribution by different source countries

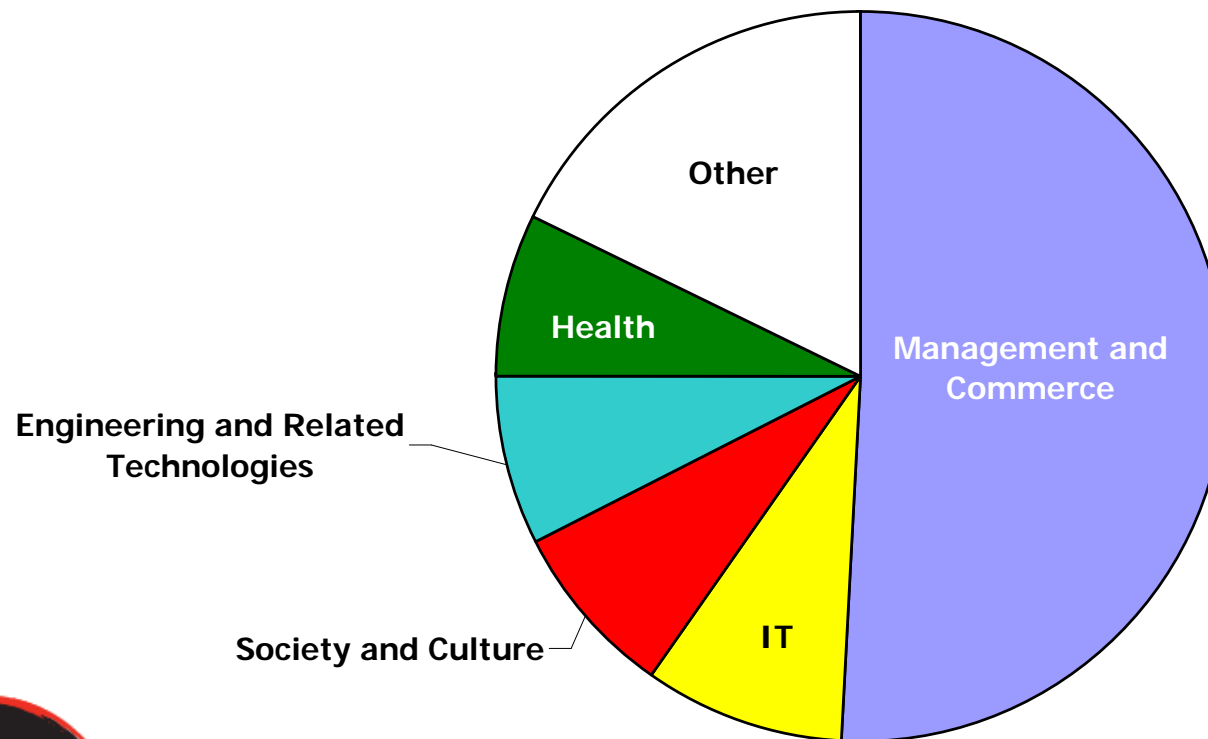
Top ten nationalities for commencements in higher education



*“Ensuring Australian education remains widely recognised and highly regarded.”*

# Higher education commencements: International

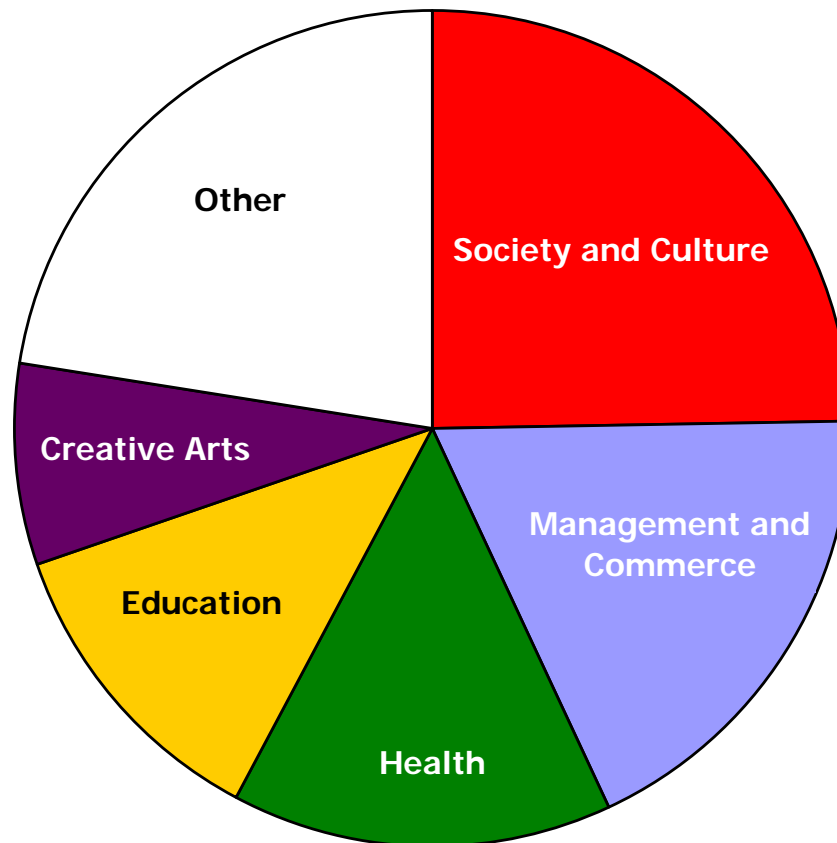
Top five broad fields of education, YTD November 2009



*“Ensuring Australian education remains widely recognised and highly regarded.”*

# Higher education commencements: domestic

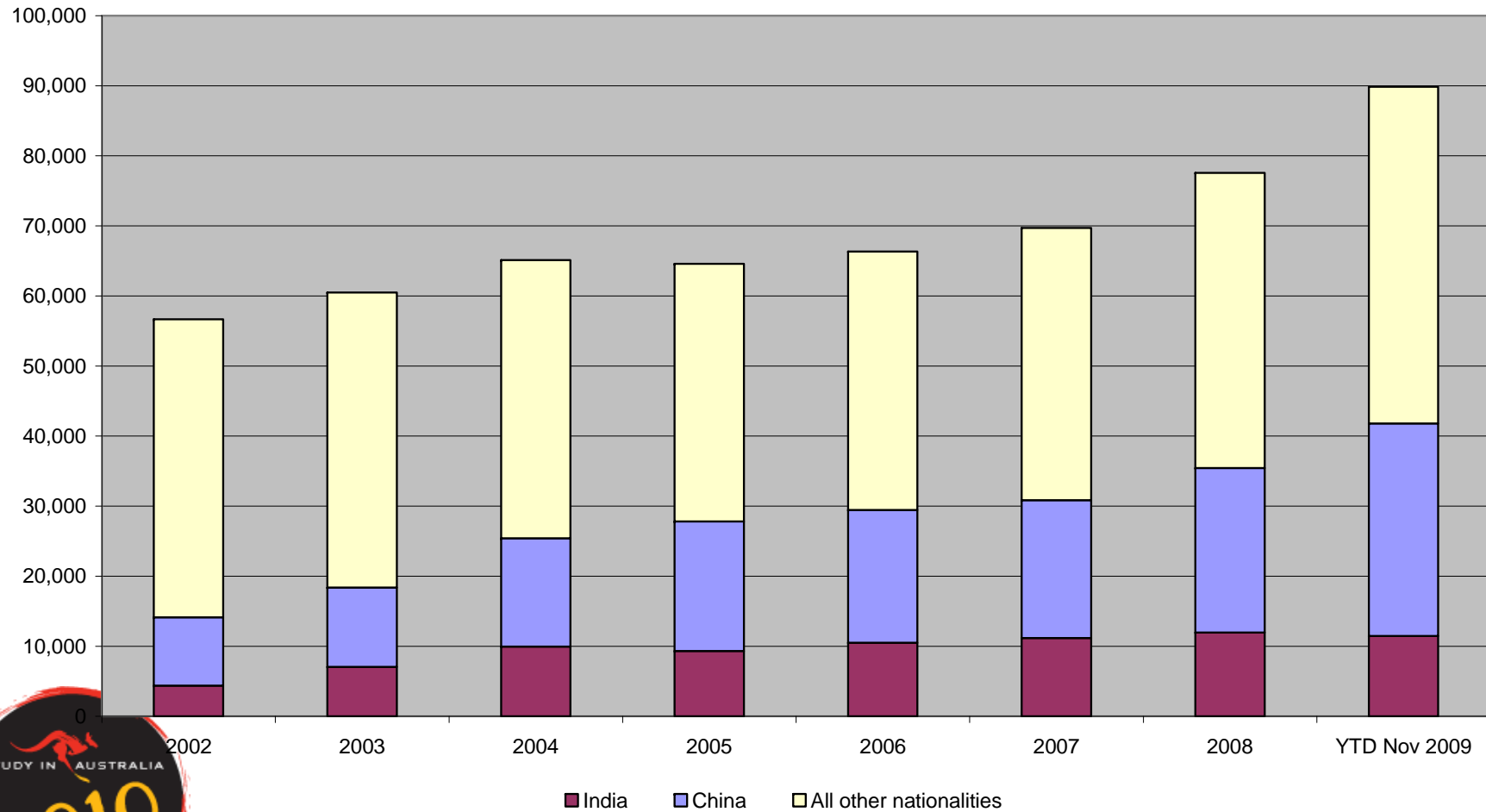
Top five broad fields of education, Full Year 2008



*“Ensuring Australian education remains widely recognised and highly regarded.”*

# Higher education commencements in universities

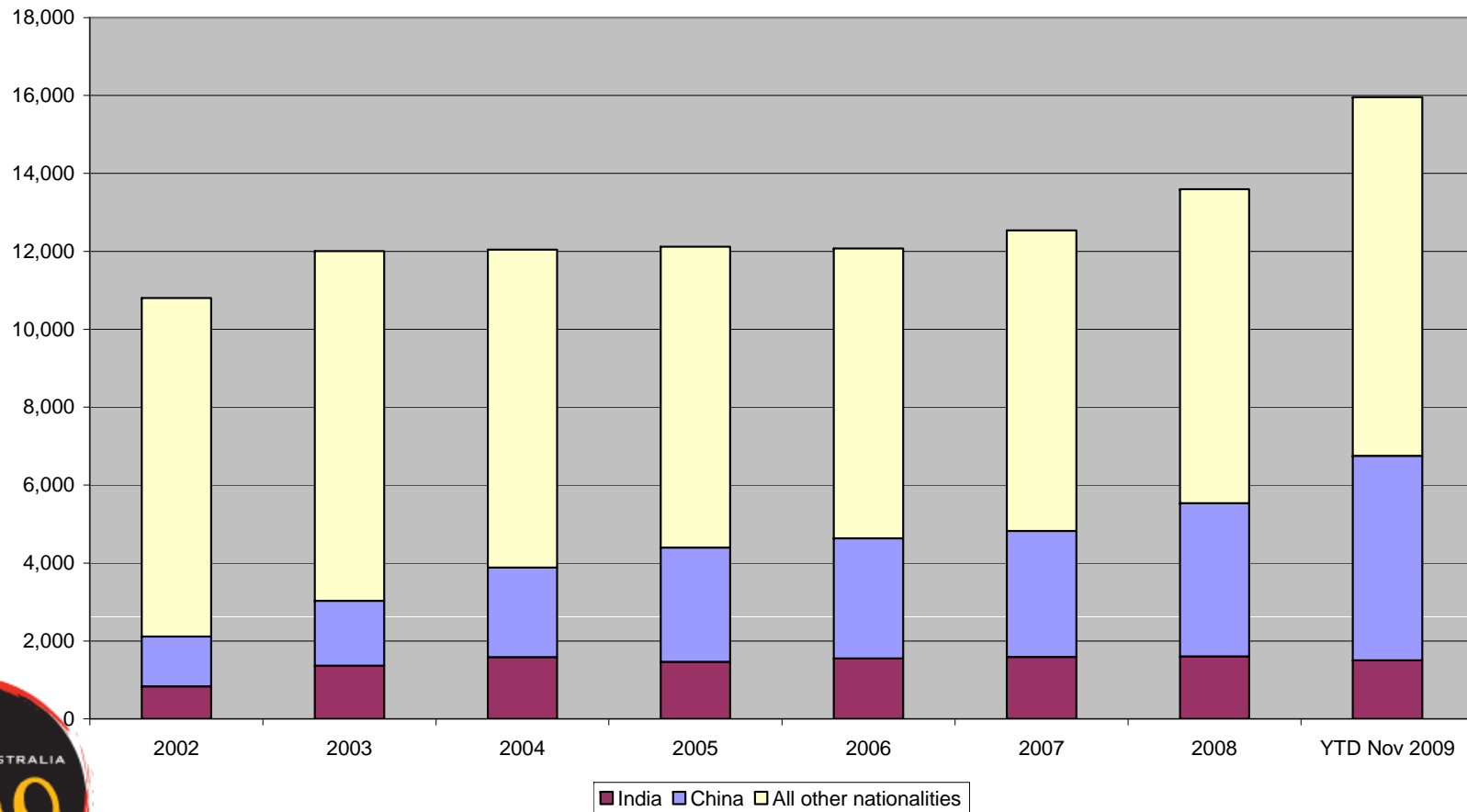
## International student commencements in all universities



*“Ensuring Australian education remains widely recognised and highly regarded.”*

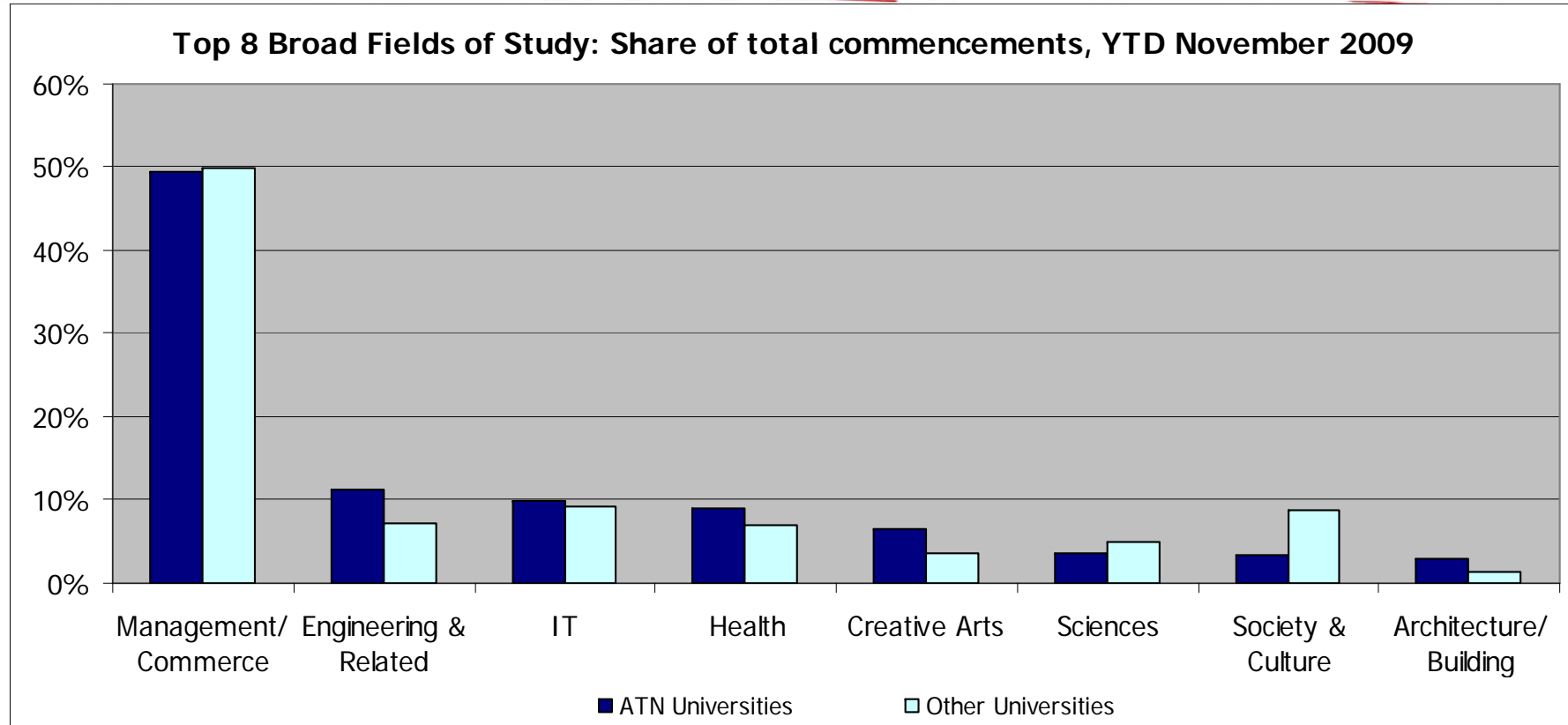
# Higher education commencements in ATN universities

International student commencements in ATN universities



*“Ensuring Australian education remains widely recognised and highly regarded.”*

# Higher education commencements in universities



*“Ensuring Australian education remains widely recognised and highly regarded.”*

# DIAC visa applications – all nationalities

## Offshore student visa applications (December Quarter)

<i>Subclass</i>	<i>2007</i>	<i>2008</i>	<i>2009</i>	<i>Change since 2008</i>
<b>572 - Vocational Education</b>	11,727	24,765	10,326	-58%
<b>573 - Higher Education</b>	26,610	23,865	23,186	-3%
<b>574 - Masters/Doctorate</b>	1,168	1,311	1,385	6%

## Onshore student visa applications (December Quarter)

<i>Subclass</i>	<i>2007</i>	<i>2008</i>	<i>2009</i>	<i>Change since 2008</i>
<b>572 - Vocational Education</b>	5,036	6,759	9,204	36%
<b>573 - Higher Education</b>	3,338	4,056	5,217	29%
<b>574 - Masters/Doctorate</b>	382	466	572	23%



*“Ensuring Australian education remains widely recognised and highly regarded.”*

# DIAC visa applications – India

## Offshore student visa applications (December Quarter)

<i>Subclass</i>	<i>2007</i>	<i>2008</i>	<i>2009</i>	<i>Change since 2008</i>
<b>572 - Vocational Education</b>	2,431	9,861	2,362	-59%
<b>573 - Higher Education</b>	8,250	3,288	2,209	-27%
<b>574 - Masters/Doctorate</b>	64	71	54	-11%

## Onshore student visa applications (December Quarter)

<i>Subclass</i>	<i>2007</i>	<i>2008</i>	<i>2009</i>	<i>Change since 2008</i>
<b>572 - Vocational Education</b>	381	907	2,049	126%
<b>573 - Higher Education</b>	439	461	540	17%
<b>574 - Masters/Doctorate</b>	34	35	40	14%



*“Ensuring Australian education remains widely recognised and highly regarded.”*

# DIAC visa applications – China

## Offshore student visa applications (December Quarter)

<i>Subclass</i>	<i>2007</i>	<i>2008</i>	<i>2009</i>	<i>Change since 2008</i>
<b>572 - Vocational Education</b>	1,213	1,790	944	-47%
<b>573 - Higher Education</b>	5,482	5,972	7,002	17%
<b>574 - Masters/Doctorate</b>	115	133	142	7%

## Onshore student visa applications (December Quarter)

<i>Subclass</i>	<i>2007</i>	<i>2008</i>	<i>2009</i>	<i>Change since 2008</i>
<b>572 - Vocational Education</b>	368	524	587	12%
<b>573 - Higher Education</b>	800	865	1,077	25%
<b>574 - Masters/Doctorate</b>	37	48	47	-2%



*“Ensuring Australian education remains widely recognised and highly regarded.”*

# DIAC visa application outcomes – all nationalities

## Processing outcomes (December Quarter)

<i>Sector</i>	<i>Outcome</i>	<i>2007</i>	<i>2008</i>	<i>2009</i>
<b>VET</b>	Granted	89%	88%	62%
	Rejected	9%	10%	33%
	Withdrawn	2%	2%	6%
<b>Undergraduate</b>	Granted	94%	92%	91%
	Rejected	4%	6%	7%
	Withdrawn	2%	2%	2%
<b>Postgraduate</b>	Granted	94%	93%	95%
	Rejected	2%	3%	3%
	Withdrawn	4%	5%	2%

Numbers may not add to 100% due to rounding



*“Ensuring Australian education remains widely recognised and highly regarded.”*

# DIAC visa application outcomes – India

## Processing outcomes (December Quarter)

<i>Sector</i>	<i>Outcome</i>	<i>2007</i>	<i>2008</i>	<i>2009</i>
<b>VET</b>	Granted	89%	87%	32%
	Rejected	8%	11%	58%
	Withdrawn	2%	2%	10%
<b>Undergraduate</b>	Granted	93%	89%	84%
	Rejected	5%	10%	13%
	Withdrawn	2%	1%	3%
<b>Postgraduate</b>	Granted	94%	92%	85%
	Rejected	0%	1%	7%
	Withdrawn	6%	7%	8%

Numbers may not add to 100% due to rounding



*“Ensuring Australian education remains widely recognised and highly regarded.”*

# DIAC visa application outcomes – China

## Processing outcomes (December Quarter)

<i>Sector</i>	<i>Outcome</i>	<i>2007</i>	<i>2008</i>	<i>2009</i>
<b>VET</b>	Granted	93%	82%	83%
	Rejected	5%	16%	14%
	Withdrawn	2%	2%	2%
<b>Undergraduate</b>	Granted	97%	96%	94%
	Rejected	2%	3%	5%
	Withdrawn	1%	1%	1%
<b>Postgraduate</b>	Granted	97%	96%	97%
	Rejected	1%	3%	1%
	Withdrawn	2%	1%	2%

Numbers may not add to 100% due to rounding



*“Ensuring Australian education remains widely recognised and highly regarded.”*

# Other major international education providers

- Recent media from Ireland noted a large downturn in international student applications for 2010, with a 44% decline from India and a 29% decline from China.
- Recent media from the UK noted a surge in applications from India, though a large proportion would be referred to as 'bogus'.
- The US has reported only a slight growth of 4% in graduate applications in late 2009, with a 12% decline in applications from India offset by 14% growth from China.
- Saudi Arabia is encouraging its students to consider study in countries other than traditionally popular destinations of the UK and Australia.



*“Ensuring Australian education remains widely recognised and highly regarded.”*

Re: New

AEI



*“Ensuring Australian education remains widely recognised and highly regarded.”*